

## **SAFETY DATA SHEETS**

**This SDS packet was issued with item:**

077189046

**The safety data sheets (SDS) in this packet apply to the individual products listed below. Please refer to invoice for specific item number(s).**

077189038

# CanalPro™ NaOCL 3% & 6 %

## Inter-Med, Inc / Vista Dental Products

Version No: 1.1

Safety Data Sheet according to WHMIS 2015 requirements

Issue Date: **25/03/2022**

Print Date: **26/05/2022**

L.GHS.CAN.EN

### SECTION 1 Identification

#### Product Identifier

<b>Product name</b>	CanalPro™ NaOCL 3% & 6 %
<b>Chemical Name</b>	Not Applicable
<b>Synonyms</b>	Sodium Hypochlorite 3% & 6%
<b>Proper shipping name</b>	HYPOCHLORITE SOLUTION with more than 7% available chlorine
<b>Chemical formula</b>	Not Applicable
<b>Other means of identification</b>	Not Available

#### Recommended use of the chemical and restrictions on use

<b>Relevant identified uses</b>	Medical device, for dental use only Use according to manufacturer's directions.
---------------------------------	--

#### Name, address, and telephone number of the chemical manufacturer, importer, or other responsible party

<b>Registered company name</b>	<b>Inter-Med, Inc / Vista Dental Products</b>	<b>Micro-Mega SA</b>
<b>Address</b>	2200 South Street Wisconsin, Racine 53404 United States	12 rue du Tunnel Besancon 25000 France
<b>Telephone</b>	(877) 418-4782	+33 381 544242
<b>Fax</b>	(262) 636-9760	Not Available
<b>Website</b>	<a href="http://www.vista-dental.com">www.vista-dental.com</a>	Not Available
<b>Email</b>	Not Available	commercial@mico-mega.com

#### Emergency phone number

<b>Association / Organisation</b>	<b>CHEMWATCH EMERGENCY RESPONSE</b>
<b>Emergency telephone numbers</b>	+1 867 670 2867
<b>Other emergency telephone numbers</b>	+61 3 9573 3188

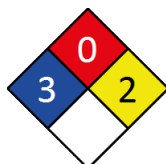
Once connected and if the message is not in your preferred language then please dial 01

Une fois connecté et si le message n'est pas dans votre langue préférée alors s'il vous plaît cadran 07

### SECTION 2 Hazard(s) identification

#### Classification of the substance or mixture

NFPA 704 diamond



Note: The hazard category numbers found in GHS classification in section 2 of this SDSs are NOT to be used to fill in the NFPA 704 diamond. Blue = Health Red = Fire Yellow = Reactivity White = Special (Oxidizer or water reactive substances)

## CanalPro™ NaOCL 3% &amp; 6 %



<b>Classification</b>	Skin Corrosion/Irritation Category 1B, Serious Eye Damage/Eye Irritation Category 1, Hazardous to the Aquatic Environment Acute Hazard Category 2
-----------------------	--

**Label elements**

<b>Hazard pictogram(s)</b>	
----------------------------	--

<b>Signal word</b>	<b>Danger</b>
--------------------	---------------

**Hazard statement(s)**

<b>H314</b>	Causes severe skin burns and eye damage.
<b>H401</b>	Toxic to aquatic life.

**Physical and Health hazard(s) not otherwise classified**

Not Applicable

**Precautionary statement(s) Prevention**

<b>P260</b>	Do not breathe mist/vapours/spray.
<b>P264</b>	Wash all exposed external body areas thoroughly after handling.
<b>P280</b>	Wear protective gloves, protective clothing, eye protection and face protection.
<b>P273</b>	Avoid release to the environment.

**Precautionary statement(s) Response**

<b>P301+P330+P331</b>	IF SWALLOWED: Rinse mouth. Do NOT induce vomiting.
<b>P303+P361+P353</b>	IF ON SKIN (or hair): Take off immediately all contaminated clothing. Rinse skin with water [or shower].
<b>P305+P351+P338</b>	IF IN EYES: Rinse cautiously with water for several minutes. Remove contact lenses, if present and easy to do. Continue rinsing.
<b>P310</b>	Immediately call a POISON CENTER/doctor/physician/first aider.
<b>P363</b>	Wash contaminated clothing before reuse.
<b>P304+P340</b>	IF INHALED: Remove person to fresh air and keep comfortable for breathing.

**Precautionary statement(s) Storage**

<b>P405</b>	Store locked up.
-------------	------------------

**Precautionary statement(s) Disposal**

<b>P501</b>	Dispose of contents/container to authorised hazardous or special waste collection point in accordance with any local regulation.
-------------	--

Not Applicable

**SECTION 3 Composition / information on ingredients****Substances**

See section below for composition of Mixtures

**Mixtures**

CAS No	%[weight]	Name
7681-52-9	3-6	<u>sodium hypochlorite</u>

**SECTION 4 First-aid measures**

## CanalPro™ NaOCL 3% &amp; 6 %

## Description of first aid measures

<b>Eye Contact</b>	<p>If this product comes in contact with the eyes:</p> <ul style="list-style-type: none"> <li>▸ Immediately hold eyelids apart and flush the eye continuously with running water.</li> <li>▸ Ensure complete irrigation of the eye by keeping eyelids apart and away from eye and moving the eyelids by occasionally lifting the upper and lower lids.</li> <li>▸ Continue flushing until advised to stop by the Poisons Information Centre or a doctor, or for at least 15 minutes.</li> <li>▸ Transport to hospital or doctor without delay.</li> <li>▸ Removal of contact lenses after an eye injury should only be undertaken by skilled personnel.</li> </ul>
<b>Skin Contact</b>	<p>If skin or hair contact occurs:</p> <ul style="list-style-type: none"> <li>▸ Immediately flush body and clothes with large amounts of water, using safety shower if available.</li> <li>▸ Quickly remove all contaminated clothing, including footwear.</li> <li>▸ Wash skin and hair with running water. Continue flushing with water until advised to stop by the Poisons Information Centre.</li> <li>▸ Transport to hospital, or doctor.</li> </ul>
<b>Inhalation</b>	<ul style="list-style-type: none"> <li>▸ If fumes or combustion products are inhaled remove from contaminated area.</li> <li>▸ Lay patient down. Keep warm and rested.</li> <li>▸ Prostheses such as false teeth, which may block airway, should be removed, where possible, prior to initiating first aid procedures.</li> <li>▸ Apply artificial respiration if not breathing, preferably with a demand valve resuscitator, bag-valve mask device, or pocket mask as trained. Perform CPR if necessary.</li> <li>▸ Transport to hospital, or doctor, without delay.</li> <li>▸ Inhalation of vapours or aerosols (mists, fumes) may cause lung oedema.</li> <li>▸ Corrosive substances may cause lung damage (e.g. lung oedema, fluid in the lungs).</li> <li>▸ As this reaction may be delayed up to 24 hours after exposure, affected individuals need complete rest (preferably in semi-recumbent posture) and must be kept under medical observation even if no symptoms are (yet) manifested.</li> <li>▸ Before any such manifestation, the administration of a spray containing a dexamethasone derivative or beclomethasone derivative may be considered.</li> </ul> <p><b>This must definitely be left to a doctor or person authorised by him/her.</b> (ICSC13719)</p>
<b>Ingestion</b>	<ul style="list-style-type: none"> <li>▸ For advice, contact a Poisons Information Centre or a doctor at once.</li> <li>▸ Urgent hospital treatment is likely to be needed.</li> <li>▸ <b>If swallowed do NOT induce vomiting.</b></li> <li>▸ If vomiting occurs, lean patient forward or place on left side (head-down position, if possible) to maintain open airway and prevent aspiration.</li> <li>▸ Observe the patient carefully.</li> <li>▸ Never give liquid to a person showing signs of being sleepy or with reduced awareness; i.e. becoming unconscious.</li> <li>▸ Give water to rinse out mouth, then provide liquid slowly and as much as casualty can comfortably drink.</li> <li>▸ Transport to hospital or doctor without delay.</li> </ul>

## Indication of any immediate medical attention and special treatment needed

For acute or repeated exposures to hypochlorite solutions:

- Release of small amounts of hypochlorous acid and acid gases from the stomach following ingestion, is usually too low to cause damage but may be irritating to mucous membranes. Buffering with antacid may be helpful if discomfort is evident.
- Evaluate as potential caustic exposure.
- Decontaminate skin and eyes with copious saline irrigation. Check exposed eyes for corneal abrasions with fluorescein staining.
- Emesis or lavage and catharsis may be indicated for mild caustic exposure.
- Chlorine exposures require evaluation of acid/base and respiratory status.
- Inhalation of vapours or mists may result in pulmonary oedema.

ELLENHORN and BARCELOUX: Medical Toxicology.

Excellent warning properties force rapid escape of personnel from chlorine vapour thus most inhalations are mild to moderate. If escape is not possible, exposure to high concentrations for a very short time can result in dyspnea, haemophysis and cyanosis with later complications being tracheobroncho-pneumonitis and pulmonary oedema. Oxygen, intermittent positive pressure breathing apparatus and aerosolised bronchodilators are of therapeutic value where chlorine inhalation has been light to moderate. Severe inhalation should result in hospitalisation and treatment for a respiratory emergency.

Any chlorine inhalation in an individual with compromised pulmonary function (COPD) should be regarded as a severe inhalation and a respiratory emergency. [CCINFO, Dow 1988]

Effects from exposure to chlorine gas include pulmonary oedema which may be delayed. Observation in hospital for 48 hours is recommended

Diagnosed asthmatics and those people suffering from certain types of chronic bronchitis should receive medical approval before being employed in occupations involving chlorine exposure.

If burn is present, treat as any thermal burn, after decontamination.

Depending on the degree of exposure, periodic medical examination is indicated. The symptoms of lung oedema often do not manifest until a few hours have passed and they are aggravated by physical effort. Rest and medical observation is therefore essential. Immediate administration of an appropriate spray, by a doctor or a person authorised by him/her should be considered.

(ICSC24419/24421

For acute or short-term repeated exposures to highly alkaline materials:

- Respiratory stress is uncommon but present occasionally because of soft tissue edema.
- Unless endotracheal intubation can be accomplished under direct vision, cricothyroidotomy or tracheotomy may be necessary.
- Oxygen is given as indicated.
- The presence of shock suggests perforation and mandates an intravenous line and fluid administration.
- Damage due to alkaline corrosives occurs by liquefaction necrosis whereby the saponification of fats and solubilisation of proteins allow deep penetration into

## CanalPro™ NaOCL 3% &amp; 6 %

the tissue.

Alkalis continue to cause damage after exposure.

#### INGESTION:

- Milk and water are the preferred diluents

No more than 2 glasses of water should be given to an adult.

- Neutralising agents should never be given since exothermic heat reaction may compound injury.

\* Catharsis and emesis are absolutely contra-indicated.

\* Activated charcoal does not absorb alkali.

\* Gastric lavage should not be used.

Supportive care involves the following:

- Withhold oral feedings initially.
- If endoscopy confirms transmucosal injury start steroids only within the first 48 hours.
- Carefully evaluate the amount of tissue necrosis before assessing the need for surgical intervention.
- Patients should be instructed to seek medical attention whenever they develop difficulty in swallowing (dysphagia).

#### SKIN AND EYE:

- Injury should be irrigated for 20-30 minutes.

Eye injuries require saline. [Ellenhorn & Barceloux: Medical Toxicology]

## SECTION 5 Fire-fighting measures

### Extinguishing media

- Water spray or fog.
- Foam.
- Dry chemical powder.
- BCF (where regulations permit).
- Carbon dioxide.

### Special hazards arising from the substrate or mixture

<b>Fire Incompatibility</b>	None known.
-----------------------------	-------------

### Special protective equipment and precautions for fire-fighters

<b>Fire Fighting</b>	<ul style="list-style-type: none"> <li>▸ Alert Fire Brigade and tell them location and nature of hazard.</li> <li>▸ Wear full body protective clothing with breathing apparatus.</li> <li>▸ Prevent, by any means available, spillage from entering drains or water course.</li> <li>▸ Use fire fighting procedures suitable for surrounding area.</li> <li>▸ <b>Do not approach containers suspected to be hot.</b></li> <li>▸ Cool fire exposed containers with water spray from a protected location.</li> <li>▸ If safe to do so, remove containers from path of fire.</li> <li>▸ Equipment should be thoroughly decontaminated after use.</li> </ul>
<b>Fire/Explosion Hazard</b>	<ul style="list-style-type: none"> <li>▸ Non combustible.</li> <li>▸ Not considered a significant fire risk, however containers may burn.</li> </ul> <p>May emit corrosive fumes.</p>

## SECTION 6 Accidental release measures

### Personal precautions, protective equipment and emergency procedures

See section 8

### Environmental precautions

See section 12

### Methods and material for containment and cleaning up

<b>Minor Spills</b>	<ul style="list-style-type: none"> <li>▸ Drains for storage or use areas should have retention basins for pH adjustments and dilution of spills before discharge or disposal of material.</li> <li>▸ Check regularly for spills and leaks.</li> <li>▸ Clean up all spills immediately.</li> <li>▸ Avoid breathing vapours and contact with skin and eyes.</li> <li>▸ Control personal contact with the substance, by using protective equipment.</li> <li>▸ Contain and absorb spill with sand, earth, inert material or vermiculite.</li> <li>▸ Wipe up.</li> <li>▸ Place in a suitable, labelled container for waste disposal.</li> </ul>
<b>Major Spills</b>	<ul style="list-style-type: none"> <li>▸ Clear area of personnel and move upwind.</li> <li>▸ Alert Fire Brigade and tell them location and nature of hazard.</li> <li>▸ Wear full body protective clothing with breathing apparatus.</li> </ul>

## CanalPro™ NaOCL 3% &amp; 6 %

- ▶ Prevent, by any means available, spillage from entering drains or water course.
- ▶ Consider evacuation (or protect in place).
- ▶ Stop leak if safe to do so.
- ▶ Contain spill with sand, earth or vermiculite.
- ▶ Collect recoverable product into labelled containers for recycling.
- ▶ Neutralise/decontaminate residue (see Section 13 for specific agent).
- ▶ Collect solid residues and seal in labelled drums for disposal.
- ▶ Wash area and prevent runoff into drains.
- ▶ After clean up operations, decontaminate and launder all protective clothing and equipment before storing and re-using.
- ▶ If contamination of drains or waterways occurs, advise emergency services.

Personal Protective Equipment advice is contained in Section 8 of the SDS.

## SECTION 7 Handling and storage

### Precautions for safe handling

<b>Safe handling</b>	<ul style="list-style-type: none"> <li>▶ Avoid all personal contact, including inhalation.</li> <li>▶ Wear protective clothing when risk of exposure occurs.</li> <li>▶ Use in a well-ventilated area.</li> <li>▶ <b>WARNING: To avoid violent reaction, ALWAYS add material to water and NEVER water to material.</b></li> <li>▶ Avoid smoking, naked lights or ignition sources.</li> <li>▶ Avoid contact with incompatible materials.</li> <li>▶ When handling, <b>DO NOT eat, drink or smoke.</b></li> <li>▶ Keep containers securely sealed when not in use.</li> <li>▶ Avoid physical damage to containers.</li> <li>▶ Always wash hands with soap and water after handling.</li> <li>▶ Work clothes should be laundered separately. Launder contaminated clothing before re-use.</li> <li>▶ Use good occupational work practice.</li> <li>▶ Observe manufacturer's storage and handling recommendations contained within this SDS.</li> <li>▶ Atmosphere should be regularly checked against established exposure standards to ensure safe working conditions are maintained.</li> </ul>
<b>Other information</b>	<ul style="list-style-type: none"> <li>▶ Store in original containers.</li> <li>▶ Keep containers securely sealed.</li> <li>▶ Store in a cool, dry, well-ventilated area.</li> <li>▶ Store away from incompatible materials and foodstuff containers.</li> <li>▶ Protect containers against physical damage and check regularly for leaks.</li> <li>▶ Observe manufacturer's storage and handling recommendations contained within this SDS.</li> <li>▶ <b>DO NOT store near acids, or oxidising agents</b></li> <li>▶ No smoking, naked lights, heat or ignition sources.</li> </ul>

### Conditions for safe storage, including any incompatibilities

<b>Suitable container</b>	<p>Liquid inorganic hypochlorites shall not be transported in unlined metal drums. Inner packagings shall be fitted with vented closures and plastics drums and carboys shall have vented closures or be performance tested to a minimum of 250 kPa. All non-vented packagings shall be filled so that the ullage is at least 10% at 21-25 deg.C. Vented packagings may be filled to an ullage not less than 5% at 21-25 deg.C, provided that this ullage does not result in leakage from, nor distortion of, the packaging.</p> <ul style="list-style-type: none"> <li>▶ Lined metal can, lined metal pail/ can.</li> <li>▶ Plastic pail.</li> <li>▶ Polyliner drum.</li> <li>▶ Packing as recommended by manufacturer.</li> <li>▶ Check all containers are clearly labelled and free from leaks.</li> </ul> <p>For low viscosity materials</p> <ul style="list-style-type: none"> <li>▶ Drums and jerricans must be of the non-removable head type.</li> <li>▶ Where a can is to be used as an inner package, the can must have a screwed enclosure.</li> </ul> <p>For materials with a viscosity of at least 2680 cSt. (23 deg. C) and solids (between 15 C deg. and 40 deg C.):</p> <ul style="list-style-type: none"> <li>▶ Removable head packaging;</li> <li>▶ Cans with friction closures and</li> <li>▶ low pressure tubes and cartridges</li> </ul> <p>may be used.</p> <p>-</p> <p>Where combination packages are used, and the inner packages are of glass, porcelain or stoneware, there must be sufficient inert cushioning material in contact with inner and outer packages unless the outer packaging is a close fitting moulded plastic box and the substances are not incompatible with the plastic.</p>
<b>Storage incompatibility</b>	<ul style="list-style-type: none"> <li>▶ Contact with acids produces toxic fumes</li> <li>▶ Presence of rust (iron oxide) or other metal oxides catalyses decomposition of inorganic hypochlorites.</li> <li>▶ Contact with water can cause heating and decomposition giving off chlorine and oxygen gases. Solid hypochlorites in contact with water or moisture may generate sufficient heat to ignite combustible materials. Thermal decomposition can be sustained in the absence of oxygen.</li> <li>▶ Contact with acids produces toxic fumes of chlorine.</li> <li>▶ Bottles of strong sodium hypochlorite solution (10-14% available chlorine) burst in storage due to failure of the cap designed</li> </ul>

## CanalPro™ NaOCL 3% &amp; 6 %

- to vent oxygen slowly during storage. A hot summer may have exacerbated the situation. Vent caps should be checked regularly (using full personal protection) and hypochlorites should not be stored in direct sunlight or at temperatures exceeding 18 deg. C
- Anhydrous solid hypochlorite may decompose violently on heating or if subject to friction.
  - Inorganic hypochlorites reacts violently with many incompatible materials including fuels, oils, wood, paper, etc. which become readily ignitable. Avoid contact with peroxides glycerine, lubricating oil, combustibles, amines, solvents, charcoal, metal oxides and salts, copper, mercaptan, sulfur, organic sulfides, turpentine.
  - Contact of hypochlorites with nitromethane, alcohols, glycerol, phenol or diethylene glycol monomethyl ether results in ignition.
  - Ammonia or primary aliphatic or aromatic amines may react with hypochlorites to form N-mono- or di-chloramines which are explosively unstable (but less so than nitrogen trichloride). Contact in drains between effluents containing ammonium salts and hypochlorites and acid lead to the formation of nitrogen trichloride which decomposed explosively. Whilst cleaning a brewery tank, reaction between an acidified ammonium sulfate cleaning preparation and sodium hypochlorite, lead nitrogen chloride formation and violent explosion
  - Interaction of ethyleneimine (aziridine) with hypochlorites gives an explosive N-chloro compound
  - Interaction of metal hypochlorites with nitrogenous materials may lead to the formation of nitrogen trichloride with explosive decomposition.
  - Metal oxides catalyse the oxygen decomposition of the hypochlorite.
  - Heating with carbon under confinement can result in explosion. Explosive interaction has occurred with carbonised food residues. After an attempt to clean these using bleach, and after heating, sodium chlorate appears to have been formed with consequent violent explosion
  - Removal of formic acid from industrial waste streams with sodium hypochlorite solutions produced explosion at 55 deg. C.
  - Explosions following reaction with methanol are attributed to formation of methyl hypochlorite.
  - When finely divided materials such as sugar, wood dust and paper are contaminated with hypochlorite solution they burn more readily when dry.
  - Calcium hypochlorite with over 60% "active" chlorine ignites on contact with lubricating oils, damp sulfur, organic thiols or sulfides
  - Incompatible with sanitising bowl cleaners containing bisulfites.

## SECTION 8 Exposure controls / personal protection

## Control parameters

## Occupational Exposure Limits (OEL)

## INGREDIENT DATA

Not Available

## Emergency Limits

Ingredient	TEEL-1	TEEL-2	TEEL-3
sodium hypochlorite	13 mg/m <sup>3</sup>	140 mg/m <sup>3</sup>	290 mg/m <sup>3</sup>
sodium hypochlorite	2 mg/m <sup>3</sup>	290 mg/m <sup>3</sup>	1,800 mg/m <sup>3</sup>

Ingredient	Original IDLH	Revised IDLH
sodium hypochlorite	Not Available	Not Available

## Occupational Exposure Banding

Ingredient	Occupational Exposure Band Rating	Occupational Exposure Band Limit
sodium hypochlorite	C	> 0.1 to ≤ milligrams per cubic meter of air (mg/m <sup>3</sup> )

## Notes:

Occupational exposure banding is a process of assigning chemicals into specific categories or bands based on a chemical's potency and the adverse health outcomes associated with exposure. The output of this process is an occupational exposure band (OEB), which corresponds to a range of exposure concentrations that are expected to protect worker health.

## MATERIAL DATA

Sensory irritants are chemicals that produce temporary and undesirable side-effects on the eyes, nose or throat. Historically occupational exposure standards for these irritants have been based on observation of workers' responses to various airborne concentrations. Present day expectations require that nearly every individual should be protected against even minor sensory irritation and exposure standards are established using uncertainty factors or safety factors of 5 to 10 or more. On occasion animal no-observable-effect-levels (NOEL) are used to determine these limits where human results are unavailable. An additional approach, typically used by the TLV committee (USA) in determining respiratory standards for this group of chemicals, has been to assign ceiling values (TLV C) to rapidly acting irritants and to assign short-term exposure limits (TLV STELs) when the weight of evidence from irritation, bioaccumulation and other endpoints combine to warrant such a limit. In contrast the MAK Commission (Germany) uses a five-category system based on intensive odour, local irritation, and elimination half-life. However this system is being replaced to be consistent with the European Union (EU) Scientific Committee for Occupational Exposure Limits (SCOEL); this is more closely allied to that of the USA.


OSHA (USA) concluded that exposure to sensory irritants can:

- cause inflammation
- cause increased susceptibility to other irritants and infectious agents
- lead to permanent injury or dysfunction

## CanalPro™ NaOCL 3% &amp; 6 %

- ▶ permit greater absorption of hazardous substances and
- ▶ acclimate the worker to the irritant warning properties of these substances thus increasing the risk of overexposure.

## Exposure controls

<p><b>Appropriate engineering controls</b></p>	<p>Engineering controls are used to remove a hazard or place a barrier between the worker and the hazard. Well-designed engineering controls can be highly effective in protecting workers and will typically be independent of worker interactions to provide this high level of protection.</p> <p>The basic types of engineering controls are:</p> <p>Process controls which involve changing the way a job activity or process is done to reduce the risk.</p> <p>Enclosure and/or isolation of emission source which keeps a selected hazard "physically" away from the worker and ventilation that strategically "adds" and "removes" air in the work environment. Ventilation can remove or dilute an air contaminant if designed properly. The design of a ventilation system must match the particular process and chemical or contaminant in use. Employers may need to use multiple types of controls to prevent employee overexposure.</p> <p>Local exhaust ventilation usually required. If risk of overexposure exists, wear approved respirator. Correct fit is essential to obtain adequate protection. Supplied-air type respirator may be required in special circumstances. Correct fit is essential to ensure adequate protection.</p> <p>An approved self contained breathing apparatus (SCBA) may be required in some situations.</p> <p>Provide adequate ventilation in warehouse or closed storage area. Air contaminants generated in the workplace possess varying "escape" velocities which, in turn, determine the "capture velocities" of fresh circulating air required to effectively remove the contaminant.</p> <table border="1" data-bbox="384 815 1489 1137"> <thead> <tr> <th>Type of Contaminant:</th> <th>Air Speed:</th> </tr> </thead> <tbody> <tr> <td>solvent, vapours, degreasing etc., evaporating from tank (in still air).</td> <td>0.25-0.5 m/s (50-100 f/min.)</td> </tr> <tr> <td>aerosols, fumes from pouring operations, intermittent container filling, low speed conveyer transfers, welding, spray drift, plating acid fumes, pickling (released at low velocity into zone of active generation)</td> <td>0.5-1 m/s (100-200 f/min.)</td> </tr> <tr> <td>direct spray, spray painting in shallow booths, drum filling, conveyer loading, crusher dusts, gas discharge (active generation into zone of rapid air motion)</td> <td>1-2.5 m/s (200-500 f/min.)</td> </tr> <tr> <td>grinding, abrasive blasting, tumbling, high speed wheel generated dusts (released at high initial velocity into zone of very high rapid air motion).</td> <td>2.5-10 m/s (500-2000 f/min.)</td> </tr> </tbody> </table> <p>Within each range the appropriate value depends on:</p> <table border="1" data-bbox="384 1182 1203 1368"> <thead> <tr> <th>Lower end of the range</th> <th>Upper end of the range</th> </tr> </thead> <tbody> <tr> <td>1: Room air currents minimal or favourable to capture</td> <td>1: Disturbing room air currents</td> </tr> <tr> <td>2: Contaminants of low toxicity or of nuisance value only.</td> <td>2: Contaminants of high toxicity</td> </tr> <tr> <td>3: Intermittent, low production.</td> <td>3: High production, heavy use</td> </tr> <tr> <td>4: Large hood or large air mass in motion</td> <td>4: Small hood-local control only</td> </tr> </tbody> </table> <p>Simple theory shows that air velocity falls rapidly with distance away from the opening of a simple extraction pipe. Velocity generally decreases with the square of distance from the extraction point (in simple cases). Therefore the air speed at the extraction point should be adjusted, accordingly, after reference to distance from the contaminating source. The air velocity at the extraction fan, for example, should be a minimum of 1-2 m/s (200-400 f/min) for extraction of solvents generated in a tank 2 meters distant from the extraction point. Other mechanical considerations, producing performance deficits within the extraction apparatus, make it essential that theoretical air velocities are multiplied by factors of 10 or more when extraction systems are installed or used.</p>	Type of Contaminant:	Air Speed:	solvent, vapours, degreasing etc., evaporating from tank (in still air).	0.25-0.5 m/s (50-100 f/min.)	aerosols, fumes from pouring operations, intermittent container filling, low speed conveyer transfers, welding, spray drift, plating acid fumes, pickling (released at low velocity into zone of active generation)	0.5-1 m/s (100-200 f/min.)	direct spray, spray painting in shallow booths, drum filling, conveyer loading, crusher dusts, gas discharge (active generation into zone of rapid air motion)	1-2.5 m/s (200-500 f/min.)	grinding, abrasive blasting, tumbling, high speed wheel generated dusts (released at high initial velocity into zone of very high rapid air motion).	2.5-10 m/s (500-2000 f/min.)	Lower end of the range	Upper end of the range	1: Room air currents minimal or favourable to capture	1: Disturbing room air currents	2: Contaminants of low toxicity or of nuisance value only.	2: Contaminants of high toxicity	3: Intermittent, low production.	3: High production, heavy use	4: Large hood or large air mass in motion	4: Small hood-local control only
Type of Contaminant:	Air Speed:																				
solvent, vapours, degreasing etc., evaporating from tank (in still air).	0.25-0.5 m/s (50-100 f/min.)																				
aerosols, fumes from pouring operations, intermittent container filling, low speed conveyer transfers, welding, spray drift, plating acid fumes, pickling (released at low velocity into zone of active generation)	0.5-1 m/s (100-200 f/min.)																				
direct spray, spray painting in shallow booths, drum filling, conveyer loading, crusher dusts, gas discharge (active generation into zone of rapid air motion)	1-2.5 m/s (200-500 f/min.)																				
grinding, abrasive blasting, tumbling, high speed wheel generated dusts (released at high initial velocity into zone of very high rapid air motion).	2.5-10 m/s (500-2000 f/min.)																				
Lower end of the range	Upper end of the range																				
1: Room air currents minimal or favourable to capture	1: Disturbing room air currents																				
2: Contaminants of low toxicity or of nuisance value only.	2: Contaminants of high toxicity																				
3: Intermittent, low production.	3: High production, heavy use																				
4: Large hood or large air mass in motion	4: Small hood-local control only																				
<p><b>Personal protection</b></p>																					
<p><b>Eye and face protection</b></p>	<ul style="list-style-type: none"> <li>▶ Safety glasses with unperforated side shields may be used where continuous eye protection is desirable, as in laboratories; spectacles are not sufficient where complete eye protection is needed such as when handling bulk-quantities, where there is a danger of splashing, or if the material may be under pressure.</li> <li>▶ Chemical goggles whenever there is a danger of the material coming in contact with the eyes; goggles must be properly fitted.</li> <li>▶ Full face shield (20 cm, 8 in minimum) may be required for supplementary but never for primary protection of eyes; these afford face protection.</li> <li>▶ Alternatively a gas mask may replace splash goggles and face shields.</li> <li>▶ Contact lenses may pose a special hazard; soft contact lenses may absorb and concentrate irritants. A written policy document, describing the wearing of lenses or restrictions on use, should be created for each workplace or task. This should include a review of lens absorption and adsorption for the class of chemicals in use and an account of injury experience. Medical and first-aid personnel should be trained in their removal and suitable equipment should be readily available. In the event of chemical exposure, begin eye irrigation immediately and remove contact lens as soon as practicable. Lens should be removed at the first signs of eye redness or irritation - lens should be removed in a clean environment only after workers have washed hands thoroughly. [CDC NIOSH Current Intelligence Bulletin 59], [AS/NZS 1336 or national equivalent]</li> </ul>																				
<p><b>Skin protection</b></p>	<p>See Hand protection below</p>																				



## CanalPro™ NaOCL 3% &amp; 6 %

<b>Hands/feet protection</b>	<ul style="list-style-type: none"> <li>▸ Elbow length PVC gloves</li> <li>▸ When handling corrosive liquids, wear trousers or overalls outside of boots, to avoid spills entering boots.</li> </ul>
<b>Body protection</b>	See Other protection below
<b>Other protection</b>	<ul style="list-style-type: none"> <li>▸ Overalls.</li> <li>▸ PVC Apron.</li> <li>▸ PVC protective suit may be required if exposure severe.</li> <li>▸ Eyewash unit.</li> <li>▸ Ensure there is ready access to a safety shower.</li> </ul>

**Recommended material(s)****GLOVE SELECTION INDEX**

Glove selection is based on a modified presentation of the:

**"Forsberg Clothing Performance Index".**

The effect(s) of the following substance(s) are taken into account in the

**computer-generated** selection:

CanalPro™ NaOCL 3% & 6 %

Material	CPI
NATURAL RUBBER	A
NATURAL+NEOPRENE	A
NEOPRENE	A
NITRILE	A
NITRILE+PVC	A
PVC	A

\* CPI - Chemwatch Performance Index

A: Best Selection

B: Satisfactory; may degrade after 4 hours continuous immersion

C: Poor to Dangerous Choice for other than short term immersion

**NOTE:** As a series of factors will influence the actual performance of the glove, a final selection must be based on detailed observation. -

\* Where the glove is to be used on a short term, casual or infrequent basis, factors such as "feel" or convenience (e.g. disposability), may dictate a choice of gloves which might otherwise be unsuitable following long-term or frequent use. A qualified practitioner should be consulted.

**Respiratory protection**

· Respirators may be necessary when engineering and administrative controls do not adequately prevent exposures.

· The decision to use respiratory protection should be based on professional judgment that takes into account toxicity information, exposure measurement data, and frequency and likelihood of the worker's exposure - ensure users are not subject to high thermal loads which may result in heat stress or distress due to personal protective equipment (powered, positive flow, full face apparatus may be an option).

· Published occupational exposure limits, where they exist, will assist in determining the adequacy of the selected respiratory protection. These may be government mandated or vendor recommended.

· Certified respirators will be useful for protecting workers from inhalation of particulates when properly selected and fit tested as part of a complete respiratory protection program.

· Where protection from nuisance levels of dusts are desired, use type N95 (US) or type P1 (EN143) dust masks. Use respirators and components tested and approved under appropriate government standards such as NIOSH (US) or CEN (EU)

· Use approved positive flow mask if significant quantities of dust becomes airborne.

· Try to avoid creating dust conditions.

Class P2 particulate filters are used for protection against mechanically and thermally generated particulates or both.

P2 is a respiratory filter rating under various international standards, Filters at least 94% of airborne particles

Suitable for:

· Relatively small particles generated by mechanical processes eg. grinding, cutting, sanding, drilling, sawing.

· Sub-micron thermally generated particles e.g. welding fumes, fertilizer and bushfire smoke.

· Biologically active airborne particles under specified infection control applications e.g. viruses, bacteria, COVID-19, SARS

**SECTION 9 Physical and chemical properties****Information on basic physical and chemical properties**

Appearance	Yellow		
<b>Physical state</b>	Liquid	<b>Relative density (Water = 1)</b>	1.1
<b>Odour</b>	Characteristic	<b>Partition coefficient n-octanol / water</b>	Not Available
<b>Odour threshold</b>	Not Available	<b>Auto-ignition temperature (°C)</b>	Not Available
<b>pH (as supplied)</b>	Not Available	<b>Decomposition temperature</b>	Not Available
<b>Melting point / freezing point (°C)</b>	Not Available	<b>Viscosity (cSt)</b>	Not Available
<b>Initial boiling point and boiling range (°C)</b>	100	<b>Molecular weight (g/mol)</b>	Not Available
<b>Flash point (°C)</b>	Not Available	<b>Taste</b>	Not Available
<b>Evaporation rate</b>	Not Available	<b>Explosive properties</b>	Not Available
<b>Flammability</b>	Not Available	<b>Oxidising properties</b>	Not Available

## CanalPro™ NaOCL 3% &amp; 6 %

Upper Explosive Limit (%)	Not Available	Surface Tension (dyn/cm or mN/m)	Not Available
Lower Explosive Limit (%)	Not Available	Volatile Component (%vol)	Not Available
Vapour pressure (kPa)	2.33	Gas group	Not Available
Solubility in water	Miscible	pH as a solution (Not Available%)	11.4-13
Vapour density (Air = 1)	Not Available	VOC g/L	Not Available

## SECTION 10 Stability and reactivity

Reactivity	See section 7
Chemical stability	<ul style="list-style-type: none"> <li>▸ Unstable in the presence of incompatible materials.</li> <li>▸ Product is considered stable.</li> <li>▸ Hazardous polymerisation will not occur.</li> </ul>
Possibility of hazardous reactions	See section 7
Conditions to avoid	See section 7
Incompatible materials	See section 7
Hazardous decomposition products	See section 5

## SECTION 11 Toxicological information

## Information on toxicological effects

Inhaled	<p>Evidence shows, or practical experience predicts, that the material produces irritation of the respiratory system, in a substantial number of individuals, following inhalation. In contrast to most organs, the lung is able to respond to a chemical insult by first removing or neutralising the irritant and then repairing the damage. The repair process, which initially evolved to protect mammalian lungs from foreign matter and antigens, may however, produce further lung damage resulting in the impairment of gas exchange, the primary function of the lungs. Respiratory tract irritation often results in an inflammatory response involving the recruitment and activation of many cell types, mainly derived from the vascular system.</p> <p>Inhalation of alkaline corrosives may produce irritation of the respiratory tract with coughing, choking, pain and mucous membrane damage. Pulmonary oedema may develop in more severe cases; this may be immediate or in most cases following a latent period of 5-72 hours. Symptoms may include a tightness in the chest, dyspnoea, frothy sputum, cyanosis and dizziness. Findings may include hypotension, a weak and rapid pulse and moist rales.</p> <p>The material has <b>NOT</b> been classified by EC Directives or other classification systems as "harmful by inhalation". This is because of the lack of corroborating animal or human evidence. In the absence of such evidence, care should be taken nevertheless to ensure exposure is kept to a minimum and that suitable control measures be used, in an occupational setting to control vapours, fumes and aerosols.</p>
Ingestion	<p>Ingestion of alkaline corrosives may produce immediate pain, and circumoral burns. Mucous membrane corrosive damage is characterised by a white appearance and soapy feel; this may then become brown, oedematous and ulcerated. Profuse salivation with an inability to swallow or speak may also result. Even where there is limited or no evidence of chemical burns, both the oesophagus and stomach may experience a burning pain; vomiting and diarrhoea may follow. The vomitus may be thick and may be slimy (mucous) and may eventually contain blood and shreds of mucosa. Epiglottal oedema may result in respiratory distress and asphyxia. Marked hypotension is symptomatic of shock; a weak and rapid pulse, shallow respiration and clammy skin may also be evident. Circulatory collapse may occur and, if uncorrected, may produce renal failure. Severe exposures may result in oesophageal or gastric perforation accompanied by mediastinitis, substernal pain, peritonitis, abdominal rigidity and fever. Although oesophageal, gastric or pyloric stricture may be evident initially, these may occur after weeks or even months and years. Death may be quick and results from asphyxia, circulatory collapse or aspiration of even minute amounts. Death may also be delayed as a result of perforation, pneumonia or the effects of stricture formation.</p> <p>The material has <b>NOT</b> been classified by EC Directives or other classification systems as "harmful by ingestion". This is because of the lack of corroborating animal or human evidence. The material may still be damaging to the health of the individual, following ingestion, especially where pre-existing organ (e.g liver, kidney) damage is evident. Present definitions of harmful or toxic substances are generally based on doses producing mortality rather than those producing morbidity (disease, ill-health). Gastrointestinal tract discomfort may produce nausea and vomiting. In an occupational setting however, ingestion of insignificant quantities is not thought to be cause for concern.</p> <p>Ingestion of hypochlorites may cause burning in the mouth and throat, abdominal cramps, nausea, vomiting, diarrhoea, pain and inflammation of the mouth and stomach, fall of blood pressure, shock, confusion, and delirium. Severe poisonings may lead to convulsion, coma and death. Ingestion irritates the mouth, throat, and stomach. The hypochlorous acid liberated in the stomach can cause wall perforation, toxemia, haemorrhage and death.</p> <p>Necrosis and haemorrhage of the upper digestive tract, oedema and pulmonary emphysema were found on autopsy after suicidal ingestion, and methaemoglobinaemia was also reported in another fatal case</p> <p>The material can produce severe chemical burns within the oral cavity and gastrointestinal tract following ingestion.</p>
Skin Contact	<p>The material can produce severe chemical burns following direct contact with the skin.</p> <p>Skin contact is not thought to have harmful health effects (as classified under EC Directives); the material may still produce health damage following entry through wounds, lesions or abrasions.</p>

## CanalPro™ NaOCL 3% &amp; 6 %

	<p>Skin contact with alkaline corrosives may produce severe pain and burns; brownish stains may develop. The corroded area may be soft, gelatinous and necrotic; tissue destruction may be deep.</p> <p>Open cuts, abraded or irritated skin should not be exposed to this material</p> <p>Entry into the blood-stream through, for example, cuts, abrasions, puncture wounds or lesions, may produce systemic injury with harmful effects. Examine the skin prior to the use of the material and ensure that any external damage is suitably protected.</p>
<b>Eye</b>	<p>When applied to the eye(s) of animals, the material produces severe ocular lesions which are present twenty-four hours or more after instillation.</p> <p>Direct contact with alkaline corrosives may produce pain and burns. Oedema, destruction of the epithelium, corneal opacification and iritis may occur. In less severe cases these symptoms tend to resolve. In severe injuries the full extent of the damage may not be immediately apparent with late complications comprising a persistent oedema, vascularisation and corneal scarring, permanent opacity, staphyloma, cataract, symblepharon and loss of sight.</p> <p>Hypochlorite in pool water at concentrations of 1 ppm chlorine or less is non irritating to eyes if the pH is higher than 7.2 (slightly alkaline). At lower pH, a sensation of stinging, smarting of eyes with transient reddening may occur but generally no injury.</p> <p>Eye contact with a 5% hypochlorite solution may produce a temporary burning discomfort and slight irritation of the corneal epithelium with no injury</p> <p>The material can produce severe chemical burns to the eye following direct contact. Vapours or mists may be extremely irritating.</p>
<b>Chronic</b>	<p>Repeated or prolonged exposure to corrosives may result in the erosion of teeth, inflammatory and ulcerative changes in the mouth and necrosis (rarely) of the jaw. Bronchial irritation, with cough, and frequent attacks of bronchial pneumonia may ensue. Gastrointestinal disturbances may also occur. Chronic exposures may result in dermatitis and/or conjunctivitis.</p> <p>Long-term exposure to respiratory irritants may result in disease of the airways involving difficult breathing and related systemic problems.</p> <p>Limited evidence suggests that repeated or long-term occupational exposure may produce cumulative health effects involving organs or biochemical systems.</p> <p>Reduced respiratory capacity may result from chronic low level exposure to chlorine gas. Chronic poisoning may result in coughing, severe chest pains, sore throat and haemoptysis (bloody sputum). Moderate to severe exposures over 3 years produced decreased lung capacity in a number of workers.</p> <p>Delayed effects can include shortness of breath, violent headaches, pulmonary oedema and pneumonia.</p> <p>Amongst chloralkali workers exposed to mean concentrations of 0.15 ppm for an average of 10.9 years a generalised pattern of fatigue (exposures of 0.5 ppm and above) and a modest increased incidence of anxiety and dizziness were recorded.</p> <p>Leukocytosis and a lower haematocrit showed some relation to exposure.</p> <p>On the basis, primarily, of animal experiments, concern has been expressed by at least one classification body that the material may produce carcinogenic or mutagenic effects; in respect of the available information, however, there presently exists inadequate data for making a satisfactory assessment.</p>

<b>CanalPro™ NaOCL 3% &amp; 6 %</b>	<b>TOXICITY</b>	<b>IRRITATION</b>
	Not Available	Not Available
<b>sodium hypochlorite</b>	<b>TOXICITY</b>	<b>IRRITATION</b>
	Dermal (rabbit) LD50: >10000 mg/kg <sup>[1]</sup>	Eye (rabbit): 10 mg - moderate
	Inhalation(Rat) LC50; >2.625 mg/l4h <sup>[1]</sup>	Eye (rabbit): 100 mg - moderate
	Oral (Mouse) LD50; 5800 mg/kg <sup>[2]</sup>	Skin (rabbit): 500 mg/24h-moderate
<b>Legend:</b>	1. Value obtained from Europe ECHA Registered Substances - Acute toxicity 2. * Value obtained from manufacturer's SDS. Unless otherwise specified data extracted from RTECS - Register of Toxic Effect of chemical Substances	

<b>SODIUM HYPOCHLORITE</b>	<p>as sodium hypochlorite pentahydrate</p> <p>The material may produce moderate eye irritation leading to inflammation. Repeated or prolonged exposure to irritants may produce conjunctivitis.</p>
<b>CanalPro™ NaOCL 3% &amp; 6 % &amp; SODIUM HYPOCHLORITE</b>	<p>Asthma-like symptoms may continue for months or even years after exposure to the material ends. This may be due to a non-allergic condition known as reactive airways dysfunction syndrome (RADS) which can occur after exposure to high levels of highly irritating compound. Main criteria for diagnosing RADS include the absence of previous airways disease in a non-atopic individual, with sudden onset of persistent asthma-like symptoms within minutes to hours of a documented exposure to the irritant. Other criteria for diagnosis of RADS include a reversible airflow pattern on lung function tests, moderate to severe bronchial hyperactivity on methacholine challenge testing, and the lack of minimal lymphocytic inflammation, without eosinophilia. RADS (or asthma) following an irritating inhalation is an infrequent disorder with rates related to the concentration of and duration of exposure to the irritating substance. On the other hand, industrial bronchitis is a disorder that occurs as a result of exposure due to high concentrations of irritating substance (often particles) and is completely reversible after exposure ceases. The disorder is characterized by difficulty breathing, cough and mucus production.</p> <p>Hypochlorite salts are classified by IARC as Group 3: <b>NOT</b> classifiable as to its carcinogenicity to humans.</p> <p>Evidence of carcinogenicity may be inadequate or limited in animal testing.</p> <p>Most of the data for toxicity of hypochlorites by the oral route are from studies performed with sodium hypochlorite or chlorine gas. In biological systems, characterised by pH values in the range of 6-8, the most abundant active chemical species is (hypochlorous acid) HOCl, in equilibrium with hypochlorite anion (ClO<sup>-</sup>). Such available chlorine is readily absorbed via the oral route and distributed into plasma, bone marrow, testis, skin, kidney and lung. Only about 50% is excreted mainly with the urine followed by excretion with faeces. HOCl is not enzymatically metabolised.</p> <p><b>Acute toxicity:</b> The acute oral LD50 of calcium hypochlorite was 790 mg/kg in male rats. Inhalation exposures to concentrations of greater than about 500 ppm (10 min or more) may be fatal for rats. Based on human experience and control studies in volunteers, it can be concluded that the acute NOAEL for humans was considered to be 0.5 ppm (1.5 mg/m<sup>3</sup>).</p>

## CanalPro™ NaOCL 3% &amp; 6 %

Hypochlorite salts are extremely corrosive and can cause severe damage to the eyes and skin. Calcium hypochlorite is reported to be corrosive to the skin and has severe effects that can be expected from exposure to the eyes, which is ascribable to the alkalinity of calcium cation (pH=12.0 at 1 % as free available chlorine (FAC\*)). Moderate to severe lesions in the respiratory tract were reported after exposure to chlorine that may emerge in case of accidental misuse of hypochlorite salts. Exposure to chlorine at 9 ppm (27 mg/m<sup>3</sup>) for 6 h/day during 1, 3 and 5 days was reported to cause epithelial necrosis, cellular exfoliation, erosion, ulceration and squamous metaplasia in the nasal passage of rats and mice. For either of Ca or Na salt, reliable skin sensitisation studies are not available and case reports are available but no reliable case report could be found showing a sensitisation potential in humans.

**Repeat dose toxicity:** In a 13-week study, male and female F-344 rats (10/sex/group) received sodium hypochlorite (NaClO) in drinking water at level of 0.025, 0.05, 0.1, 0.2, or 0.4 %. A weight gain was significantly decreased in male rats at 0.2 and 0.4 % and in females at 0.4 %. These effects were dose related and obviously correlated with reduced water consumption. No histopathological changes attributable to the treatment were found. But an increase of AAT in the blood gave evidence of the adverse effects on the liver. Based on significant body-weight reduction at the top dose, a subchronic NOAEL of 59.5 mg/kg bw/day as free available chlorine (FAC\*) (at 0.1% NaClO level in the drinking water) can be calculated for male rats.

For female rats a subchronic NOAEL of 215.7 mg/kg bw/day as FAC (at 0.2 % NaClO level in the drinking water) can be calculated. A NOAEL of 950 ppm available chlorine (59.5 mg/kg bw/day) can be derived from a 13-week rat study with sodium hypochlorite in drinking water.

In a life-time guideline NTP-study, 70 male and female F344 rats and B6C3F1 mice were administered chlorine via drinking water at dose levels of 0, 70, 140 and 275 mg (equivalent to FAC)/L in buffered water. These concentrations were equivalent to 0, 4.8, 7.5 and 13.9 mg/kg bw/day for male rats and 0, 3.8, 6.9 and 13.2 mg/kg

bw/day for female rats. Mean body weights of male and female rats were similar among treated and control groups at both 14-week and 66-week interim evaluations. Those of male mice were significantly lower at week 66. Dose-related decrease in water consumption was observed throughout the study in both species and sexes. Food

consumption was comparable among chlorine-treated and control groups. There were no clinical findings, alterations in haematological parameters and biologically significant differences in relative organ weights attributable to the treatment at 14/15-week and 66-week interim evaluations. Survival rate in chlorine-treated groups of rats and mice

were similar to those of the controls after two groups. There was no evidence for non-neoplastic lesions to be associated with the consumption of chlorinated drinking water [NTP, 1992]. Based on these findings, a NOAEL (chronic) can be calculated to be approximately 14 mg available chlorine /kg bw/day for rats and 22.5 mg available chlorine /kg bw/day for mice.

**Reproductive toxicity:** No reproductive toxic effects were shown up to 5 mg/kg (highest dose tested) of sodium salt (equivalent to 4.8 mg/kg of calcium salt) in a one generation oral study in rats. No evidence of adverse developmental effects were reported in animals. Moreover, epidemiological studies in humans did not show any evidence of toxic effects on reproduction and development.

**Genotoxicity:** There are data from in vitro studies to suggest that solutions of chlorine/hypochlorite have some mutagenic potential, but it can be concluded that they are not mutagenic in vivo.

No carcinogenicity was observed in mice or rats exposed by inhalation to chlorine and orally to sodium hypochlorite, except some equivocal results were reported for female rats by oral route. For human carcinogenicity, no causal relationship between hypochlorite exposure and tumour incidence was observed. The observation is applicable to calcium hypochlorite.

A number of fibrosarcomas and squamous cell carcinomas were observed in mice treated dermally with repeated subcarcinogenic doses of 4-nitroquinoline-1-oxide, followed by dermal treatment with sodium hypochlorite.

Acute Toxicity	✗	Carcinogenicity	✗
Skin Irritation/Corrosion	✓	Reproductivity	✗
Serious Eye Damage/Irritation	✓	STOT - Single Exposure	✗
Respiratory or Skin sensitisation	✗	STOT - Repeated Exposure	✗
Mutagenicity	✗	Aspiration Hazard	✗

**Legend:** ✗ – Data either not available or does not fill the criteria for classification  
 ✓ – Data available to make classification

## SECTION 12 Ecological information

## Toxicity

CanalPro™ NaOCL 3% & 6 %	Endpoint	Test Duration (hr)	Species	Value	Source
	Not Available	Not Available	Not Available	Not Available	Not Available
sodium hypochlorite	Endpoint	Test Duration (hr)	Species	Value	Source
	NOEC(ECx)	72h	Algae or other aquatic plants	0.005mg/l	2
	LC50	96h	Fish	0.037mg/l	2
	EC50	72h	Algae or other aquatic plants	0.018mg/l	2
	EC50	48h	Crustacea	0.01mg/l	4
	EC50	96h	Algae or other aquatic plants	~0.1-0.4mg/l	2

## CanalPro™ NaOCL 3% &amp; 6 %

<b>Legend:</b>	<i>Extracted from 1. IUCLID Toxicity Data 2. Europe ECHA Registered Substances - Ecotoxicological Information - Aquatic Toxicity 4. US EPA, Ecotox database - Aquatic Toxicity Data 5. ECETOC Aquatic Hazard Assessment Data 6. NITE (Japan) - Bioconcentration Data 7. METI (Japan) - Bioconcentration Data 8. Vendor Data</i>
----------------	---

Very toxic to aquatic organisms, may cause long-term adverse effects in the aquatic environment.

Do NOT allow product to come in contact with surface waters or to intertidal areas below the mean high water mark. Do not contaminate water when cleaning equipment or disposing of equipment wash-waters.

Wastes resulting from use of the product must be disposed of on site or at approved waste sites.

For chlorine:

**Environmental fate:**

Atmospheric chlorine produced as a result of such process as disinfection forms hydrochloric (HCl) or hypochlorous (HOCl) acid in the atmosphere, either through reactions with hydroxy radicals or other trace species such as hydrocarbons. These acids are believed to be removed from the atmosphere primarily through precipitation washout (i.e. wet deposition as chlorine is scrubbed out by rain in the subcloud layer) or dry deposition as gaseous chlorine contacts and reacts with the earth's surface.

**Water chlorination**, resulting from municipal and industrial wastewater treatment and cooling water disinfection, initially introduces chlorine into the water as chlorine gas, hypochlorite ion (OCl<sup>-</sup>), or its salt. These forms of chlorine are termed free residual chlorines (FRC). Chlorine in aqueous systems volatilises or quickly decays to residual forms such as hypochlorous acid, chloramine and chlorinated organics. Aquatic chemistry is determined by aquatic factors including pH, ammonium ion (which combines with chlorine to produce chloramine) and certain other reducing agents. Inorganic reducing agents in estuarine waters include sulfur, iron and manganese. Other organic compounds in water also contribute to chlorine decay rate. The reactions of chlorine or hypochlorites in water produce a number of by-products many of which have been implicated as genotoxic or tumourigenic.

Chlorine, added to drinking water as chlorine gas (Cl<sub>2</sub>) or hypochlorite salts (e.g., NaOCl), effectively inactivates bacteria in 20 minutes at concentrations of 0.03 to 0.06 mg/l at pH range of 7.0 to 8.5 and temperature range of 4 deg.C to 22 deg.C.

Chlorine disinfectants in wastewater react with organic matters, giving rise to organic chlorine compounds such as AOX (halogenated organic compounds absorbable on activated carbon), which are toxic to aquatic organisms and are persistent environmental contaminants.

Chlorine hydrolyses very rapidly in water (rate constants range from 1.5 x 10<sup>-4</sup> at deg. C to 4.0 x 10<sup>-4</sup> at 25 deg.C; half-life in natural waters, 0.005 seconds. In fresh and wastewaters at pH >6, complete hydrolysis occurs with the formation of hypochlorous acid (HOCl) and chloride ion (Cl<sup>-</sup>). The hypochlorous acid ionizes to hydrogen ion (H<sup>+</sup>) and hypochlorite ion (OCl<sup>-</sup>). At pH values >5, OCl<sup>-</sup> predominates; at pH values <5, HOCl predominates. Free chlorine (Cl<sub>2</sub>, HOCl, and OCl<sup>-</sup>) reacts rapidly with inorganics such as bromide and more slowly with organic material present in natural waters. These reactions yield chloride, oxidised organics, chloroorganics (including trihalomethanes), oxygen, nitrogen, chlorate, bromate and bromoorganics.

Chlorines ultimate aqueous fate is chloride.

Vapourisation of molecular chlorine (Cl<sub>2</sub>) from water to the atmosphere may be significant at low pH values and high concentrations (e.g., pH 2 and 3500 mg/l chlorine), but is insignificant at neutral pH and low concentrations.

**Vegetation** acts as an important sink for chlorine air pollution. Plant exposure to elevated levels of chlorine can cause plant injury; however chlorine tends to be rapidly converted to other less toxic forms.

**Atmospheric:** When chlorine, hypochlorous acid or hydrogen chloride mixes in the atmosphere with water vapour, dilute solutions of strong mineral acids are formed that fall to earth as acid rain, snow, and fog, or acidified dry particles.

Chlorine may react with soil components to form chlorides; depending on their water solubility, these chlorides are easily washed out from the soil.

**Bioaccumulation/ bioconcentration:** There is no potential for the bioaccumulation or bioconcentration of chlorine.

**Ecotoxicity:**

Fish LC50 (96 h): 0.015-13.5 mg/l

Chlorine has high acute toxicity to aquatic organisms; many toxicity values are less than or equal to 1 mg/l. Twenty-four-hour LC50 values range from 0.076 to 0.16 mg/l for *Daphnia magna* (water flea) and from 0.005 to 0.1 mg/l for *Daphnia pulex* (cladocern); 48-hour LC50 values range from 5.3 to 12.8 mg/l for *Nitocra spinipes* (snail); and 96-hour LC50 values range from 0.13 to 0.29 mg/L for *Oncorhynchus mykiss* (rainbow trout), from 0.1 to 0.18 mg/l for *Salvelinus fontinalis* (brook trout), and from 0.71-0.82 mg/l for *Lepomis cyanellus* (green sunfish)

Papillomas of the oral cavity in fish have been associated with exposure to chlorinated water supplies.

Chlorine is phytotoxic but is also essential to plant growth; crops need around 2 kg or more of chlorine per acre. Acute toxicity to plants is characterized by defoliation with no leaf symptoms and, in higher plant forms, by spotting of the leaves (at 1.5 mg/m<sup>3</sup>) and marginal and interveinal injury (at 150-300 mg/m<sup>3</sup>)

Data from experimental studies indicate that injury to animals occurs only in the presence of high concentrations of chlorine, either in drinking water or the ambient atmosphere.

[http://www.epa.gov/chemfact/s\\_chlori.txt](http://www.epa.gov/chemfact/s_chlori.txt)

U.S. ENVIRONMENTAL PROTECTION AGENCY August 1994

for hypochlorites:

**Environmental fate:**

**NOTE:** Hypochlorite ion is predominant at alkaline pH values, while Cl<sub>2</sub> is mainly present at pH below 4. Therefore the concentration of chlorine in an aqueous solution is generally expressed as free available chlorine (FAC) which is the sum of Cl<sub>2</sub> + HOCl + ClO<sup>-</sup>, regardless whether these species stem from dissolved gaseous chlorine or from dissolved sodium/calcium hypochlorite

Hypochlorite anion dissolved in water is brought to equilibrium between active chlorine species like chlorine (Cl<sub>2</sub>), hypochlorous acid (HOCl) or hypochlorite ClO<sup>-</sup>.

The relative amounts of the components are dependent on ionic strength and pH. At the pH in the natural environment (6-8), HOCl or ClO<sup>-</sup> is dominating (HClO: pK<sub>a</sub> = 7.53). A diluted aqueous solution of HOCl will decompose very slowly in the dark, but more rapidly in the presence of light, particularly rapidly in full sun light, by producing hydrogen chloride and oxygen. Some chlorine and chloric acid (HClO<sub>3</sub>) may also develop. The physico-chemical properties indicate that chlorine released into the environment as HClO or Cl<sub>2</sub> is distributed into water and air. Consequently, the effects that may manifest in the natural environment are considered common to those assessed for the other source of hypochlorite.

In the natural water, in the presence of organic or inorganic compounds, the free available chlorine immediately reacts forming various chlorinated and/or oxidized by-products e.g. chloramines or chloromethanes. They are mainly distributed to the hydrosphere, but are also able to transfer to some extent to the atmosphere depending on their intrinsic properties. A potential for bioaccumulation or bioconcentration of active chlorine species can be disregarded, because of their water solubility and their high reactivity.

In fresh water, the hypochlorites break down rapidly into non-toxic compounds when exposed to sunlight. In seawater, chlorine levels decline rapidly; however, hypobromite (which is acutely toxic to aquatic organisms) is formed. Sodium and calcium hypochlorite are low in toxicity to avian wildlife, but they are highly toxic to freshwater fish and invertebrates.

## CanalPro™ NaOCL 3% &amp; 6 %

Hypochlorite is a highly reactive chemical which, during and after its use in household scenarios, undergoes a variety of reactions. The major one is the oxidation of inorganic and organic species.

A minor reaction, which consumes about 1.5% of the chlorine atoms from hypochlorite, is chlorination, which leads to formation of organohalogen by-products that are often measured by the group parameter, AOX.

Hypochlorite itself is rapidly broken down during use, in the sewer, and if any does reach sewage treatment it will further degrade (half-life of around 0.6 minutes). Predictions have indicated that its concentration will fall to below 1.E-32 ug/l by the end of the sewer, partially due to its reaction with ammonia in the sewer which leads to a subsequent increase in chloramine.

The organohalogen by-products formed from the use of hypochlorite are currently receiving much attention. However, the levels of AOX produced are low (for example, 37 ug/l from bleach use compared to a sewage background level of 106 ug/l), and the organohalogens produced from domestic use of hypochlorite are not believed to have an adverse effect on the environment. Available data indicate that no dioxins are produced, and that the identified AOXs are typically small molecules with a low degree of chlorination and for which ecotoxicological properties are known or can be predicted. Where drinking water is disinfected by chlorination, the levels of organohalogens in sewage effluent arising from bleach use will be comparable with, and sometimes only a fraction of, those arising from the tap-water. After secondary sewage treatment, the levels entering receiving waters will be of the same order of magnitude as background levels typically present in rivers, though the total flux in rivers from natural sources will be much greater.

The majority of the measured AOX is unidentified, but thought to consist of high molecular weight components formed from fats, proteins and humic acids which are too large to bioaccumulate.

In addition, studies on the whole AOX mixture in laundry waste-water indicated that the level of AOX present did not effect growth or reproduction of *Ceriodaphnia*, and that around 70% is removed in activated sludge.

**Ecotoxicity:**

The level of chloramine reaching surface water is estimated to be below 5.E-10 ug/l. Both these concentrations are orders of magnitude below the lowest acute EC50s determined for sodium hypochlorite (EC50 to invertebrates = 5 ug/l) and monochloramine (EC50 to invertebrates = 16 ug/l).

Valid freshwater short-term toxicity data are available only for invertebrates: the LC50 for *Ceriodaphnia dubia* is 5 ug FAC/l (FAC=Free available chlorine).

Adequate standard acute tests in fish are not available, but from many reliable studies performed under intermittent exposure conditions a 96h LC50 of 60 ug TRC/L and a 168 h LC50 of 330 ug TRC/L can be derived (TRC = total residual chlorine = the sum of combined and free residual available chlorine). Due to the intermittent regime (three 45 minutes pulses per day) a 96h LC50 << 60 ug TRC/l can be expected for fish in a standard test. Most lowest result for algae is reported for *Thalassiosira pseudonana* with a IC50 of 75 ug/L (20 deg C).

Regarding long-term toxicity to freshwater organisms, the lowest NOEC was 5 ug/L (*Ictalurus punctatus*, 133 d, growth). In microcosm and field studies the most sensitive parameter was the density of zooplankton with a NOEC of 1.5 ug TRC/L, and zooplankton is more sensitive to chlorine than algae.

For salt water, valid short-term toxicity data are available for mollusks and for fish (*Oncorhynchus kisutch* 96 h LC50 = 32 ug TRO/L) (TRO = Total Residual Oxidant) showing comparable sensitivity. For long term toxicity the molluscs are more sensitive than fish showing a 15 d NOEC of 6.2 ug TRO/L. It is impossible to delineate representative toxicity indicator figures because of the unique feature of the chemical to be tested in standard methods. However, the accumulated scientific information covering a wide range of species, temperature, application regime or field studies can be used for the hazard assessment.

Prevent, by any means available, spillage from entering drains or water courses.

**DO NOT discharge into sewer or waterways.**

**Persistence and degradability**

Ingredient	Persistence: Water/Soil	Persistence: Air
	No Data available for all ingredients	No Data available for all ingredients

**Bioaccumulative potential**

Ingredient	Bioaccumulation
	No Data available for all ingredients

**Mobility in soil**

Ingredient	Mobility
	No Data available for all ingredients

**SECTION 13 Disposal considerations****Waste treatment methods**


<b>Product / Packaging disposal</b>	<p>Dispose of waste according to applicable legislation. Special country-specific regulations may apply. Can be disposed together with household waste in compliance with official regulations in contact with approved waste disposal companies and with authorities in charge. (Only dispose of completely emptied packages.)</p> <ul style="list-style-type: none"> <li>▶ Containers may still present a chemical hazard/ danger when empty.</li> <li>▶ Return to supplier for reuse/ recycling if possible.</li> </ul> <p>Otherwise:</p> <ul style="list-style-type: none"> <li>▶ If container can not be cleaned sufficiently well to ensure that residuals do not remain or if the container cannot be used to store the same product, then puncture containers, to prevent re-use, and bury at an authorised landfill.</li> <li>▶ Where possible retain label warnings and SDS and observe all notices pertaining to the product.</li> <li>▶ <b>DO NOT allow wash water from cleaning or process equipment to enter drains.</b></li> <li>▶ It may be necessary to collect all wash water for treatment before disposal.</li> <li>▶ In all cases disposal to sewer may be subject to local laws and regulations and these should be considered first.</li> <li>▶ Where in doubt contact the responsible authority.</li> </ul>
-------------------------------------	---

## CanalPro™ NaOCL 3% &amp; 6 %

	<ul style="list-style-type: none"> <li>▶ Recycle wherever possible.</li> <li>▶ Consult manufacturer for recycling options or consult local or regional waste management authority for disposal if no suitable treatment or disposal facility can be identified.</li> <li>▶ Treat and neutralise at an approved treatment plant.</li> <li>▶ Treatment should involve: Neutralisation with suitable dilute acid followed by: burial in a land-fill specifically licensed to accept chemical and / or pharmaceutical wastes or Incineration in a licensed apparatus (after admixture with suitable combustible material).</li> <li>▶ Decontaminate empty containers. Observe all label safeguards until containers are cleaned and destroyed.</li> </ul>
--	---

## SECTION 14 Transport information

## Labels Required

	
Marine Pollutant	NO

## Land transport (TDG)

UN number	1791	
UN proper shipping name	HYPOCHLORITE SOLUTION with more than 7% available chlorine	
Transport hazard class(es)	Class	8
	Subrisk	Not Applicable
Packing group	II	
Environmental hazard	Not Applicable	
Special precautions for user	Special provisions	Not Applicable
	Explosive Limit and Limited Quantity Index	1 L
	ERAP Index	Not Applicable

## Air transport (ICAO-IATA / DGR)

UN number	1791	
UN proper shipping name	Hypochlorite solution	
Transport hazard class(es)	ICAO/IATA Class	8
	ICAO / IATA Subrisk	Not Applicable
	ERG Code	8L
Packing group	II	
Environmental hazard	Not Applicable	
Special precautions for user	Special provisions	A3 A803
	Cargo Only Packing Instructions	855
	Cargo Only Maximum Qty / Pack	30 L
	Passenger and Cargo Packing Instructions	851
	Passenger and Cargo Maximum Qty / Pack	1 L
	Passenger and Cargo Limited Quantity Packing Instructions	Y840
	Passenger and Cargo Limited Maximum Qty / Pack	0.5 L

## Sea transport (IMDG-Code / GGVSee)

UN number	1791	
UN proper shipping name	HYPOCHLORITE SOLUTION	
Transport hazard class(es)	IMDG Class	8
	IMDG Subrisk	Not Applicable
Packing group	II	

## CanalPro™ NaOCL 3% &amp; 6 %

<b>Environmental hazard</b>	Not Applicable	
<b>Special precautions for user</b>	EMS Number	F-A, S-B
	Special provisions	274 900
	Limited Quantities	1 L

**Transport in bulk according to Annex II of MARPOL and the IBC code**

Not Applicable

**Transport in bulk in accordance with MARPOL Annex V and the IMSBC Code**

Product name	Group
sodium hypochlorite	Not Available

**Transport in bulk in accordance with the ICG Code**

Product name	Ship Type
sodium hypochlorite	Not Available

**SECTION 15 Regulatory information****Safety, health and environmental regulations / legislation specific for the substance or mixture**

This product has been classified in accordance with the hazard criteria of the Hazardous Products Regulations and the SDS contains all the information required by the Hazardous Products Regulations.

**sodium hypochlorite is found on the following regulatory lists**

Canada Categorization decisions for all DSL substances

Canada Domestic Substances List (DSL)

Canada Toxicological Index Service - Workplace Hazardous Materials Information System - WHMIS GHS

International Agency for Research on Cancer (IARC) - Agents Classified by the IARC Monographs

**National Inventory Status**

National Inventory	Status
Australia - AIIC / Australia Non-Industrial Use	Yes
Canada - DSL	Yes
Canada - NDSL	No (sodium hypochlorite)
China - IECSC	Yes
Europe - EINEC / ELINCS / NLP	Yes
Japan - ENCS	Yes
Korea - KECI	Yes
New Zealand - NZIoC	Yes
Philippines - PICCS	Yes
USA - TSCA	Yes
Taiwan - TCSI	Yes
Mexico - INSQ	Yes
Vietnam - NCI	Yes
Russia - FBEPH	Yes
<b>Legend:</b>	Yes = All CAS declared ingredients are on the inventory No = One or more of the CAS listed ingredients are not on the inventory. These ingredients may be exempt or will require registration.

**SECTION 16 Other information**

<b>Revision Date</b>	25/03/2022
<b>Initial Date</b>	14/02/2022



## Other information

Classification of the preparation and its individual components has drawn on official and authoritative sources as well as independent review by the Chemwatch Classification committee using available literature references.

The SDS is a Hazard Communication tool and should be used to assist in the Risk Assessment. Many factors determine whether the reported Hazards are Risks in the workplace or other settings. Risks may be determined by reference to Exposures Scenarios. Scale of use, frequency of use and current or available engineering controls must be considered.

## Definitions and abbreviations

PC—TWA: Permissible Concentration-Time Weighted Average  
PC—STEL: Permissible Concentration-Short Term Exposure Limit  
IARC: International Agency for Research on Cancer  
ACGIH: American Conference of Governmental Industrial Hygienists  
STEL: Short Term Exposure Limit  
TEEL: Temporary Emergency Exposure Limit  
IDLH: Immediately Dangerous to Life or Health Concentrations  
ES: Exposure Standard  
OSF: Odour Safety Factor  
NOAEL :No Observed Adverse Effect Level  
LOAEL: Lowest Observed Adverse Effect Level  
TLV: Threshold Limit Value  
LOD: Limit Of Detection  
OTV: Odour Threshold Value  
BCF: BioConcentration Factors  
BEI: Biological Exposure Index  
AIIIC: Australian Inventory of Industrial Chemicals  
DSL: Domestic Substances List  
NDSL: Non-Domestic Substances List  
IECSC: Inventory of Existing Chemical Substance in China  
EINECS: European INventory of Existing Commercial chemical Substances  
ELINCS: European List of Notified Chemical Substances  
NLP: No-Longer Polymers  
ENCS: Existing and New Chemical Substances Inventory  
KECI: Korea Existing Chemicals Inventory  
NZIoC: New Zealand Inventory of Chemicals  
PICCS: Philippine Inventory of Chemicals and Chemical Substances  
TSCA: Toxic Substances Control Act  
TCSI: Taiwan Chemical Substance Inventory  
INSQ: Inventario Nacional de Sustancias Químicas  
NCI: National Chemical Inventory  
FBEPH: Russian Register of Potentially Hazardous Chemical and Biological Substances

Powered by AuthorITe, from Chemwatch.